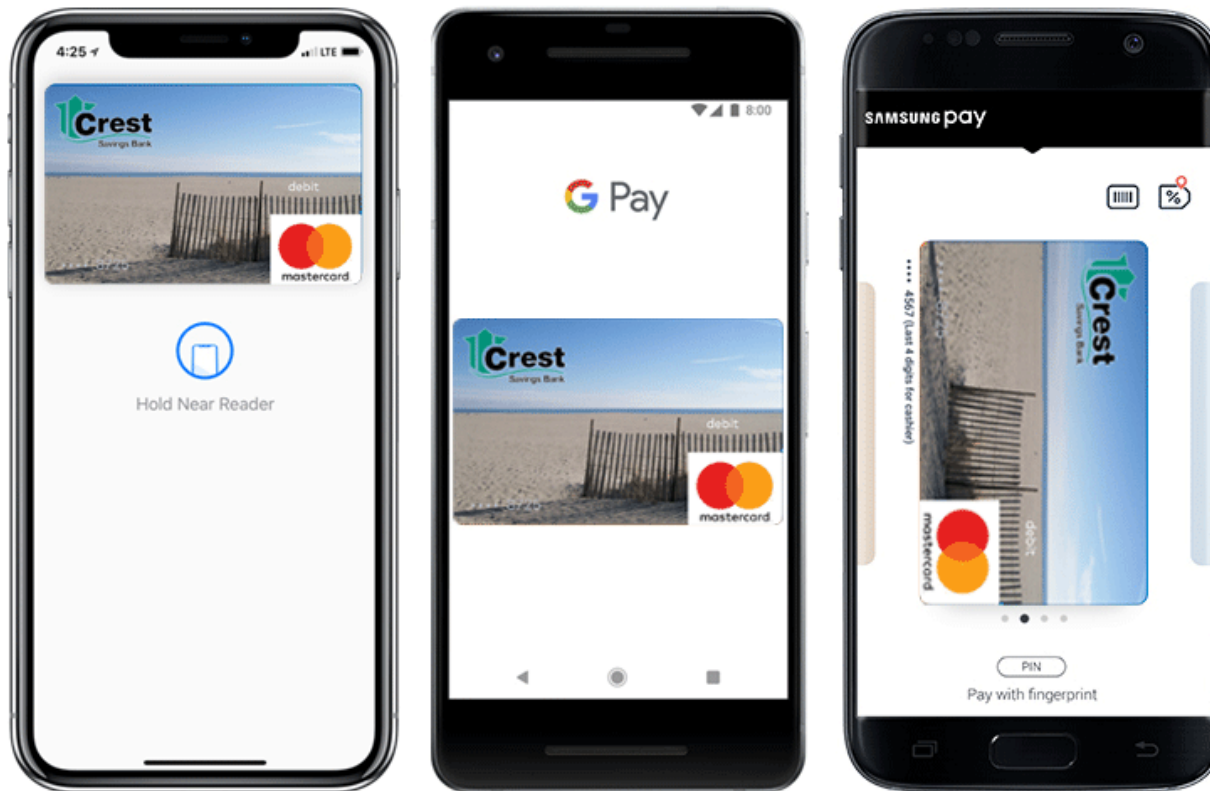


Get Started

Many devices now come with a mobile wallet already installed, so all you'll need to do to get started is add your card information based on the wallet app you are using. Three of the most widely used mobile wallet apps are Apple Pay, Google Pay and Samsung Pay are available with Crest Savings Bank Debit Cards.

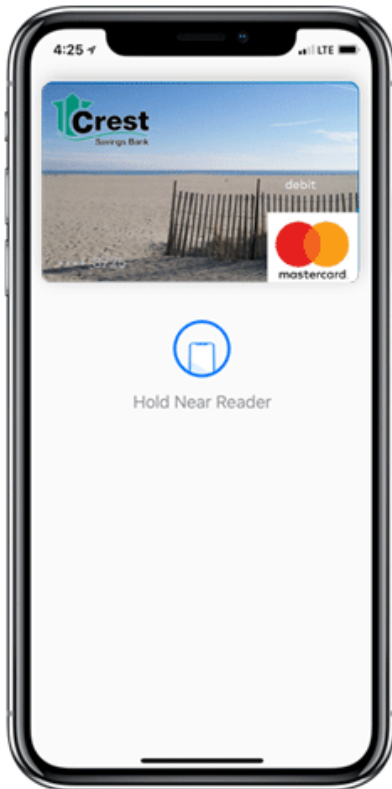


The following Digital Wallet setup options will be covered in this section:

The logo for Apple Pay, featuring a black silhouette of an apple with a bite taken out of it, followed by the word "Pay" in a bold, black, sans-serif font.The logo for Samsung Pay, featuring the word "SAMSUNG" in a bold, blue, sans-serif font, followed by the word "pay" in a lowercase, blue, sans-serif font.The logo for Google Pay, featuring a large, stylized letter "G" composed of four colored segments (red, yellow, green, and blue), followed by the word "Pay" in a grey, sans-serif font.

As well as Crest Savings Bank activation process.


Apple Pay



1. Open your Wallet app. For Apple Watch users, this is located in the Apple Watch app on your iPhone.
2. Tap Add Credit or Debit Card then scan your card.
3. Add your card details, read the terms and you're set*.

*CSB activation may be required, see page 6 for details.

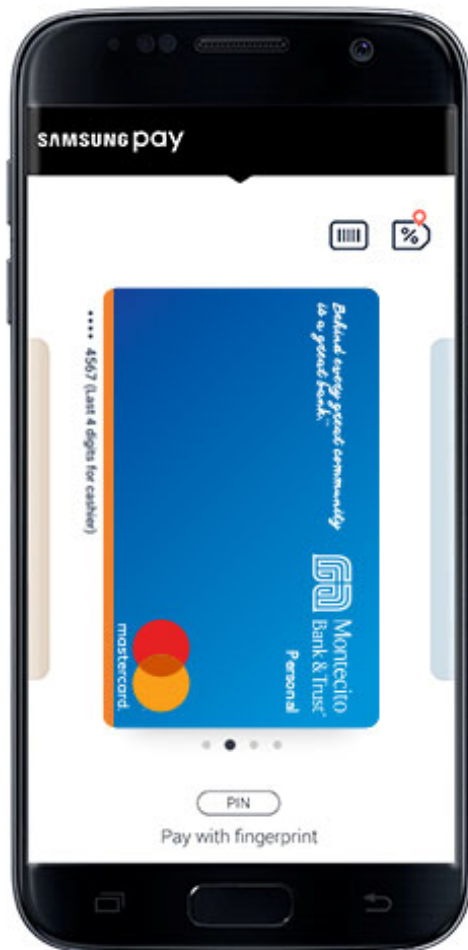
Google Pay



1. Open the Google Pay app.
2. Select “Add Card”, take its photo and confirm details
3. Verify it’s you then you’re set*.

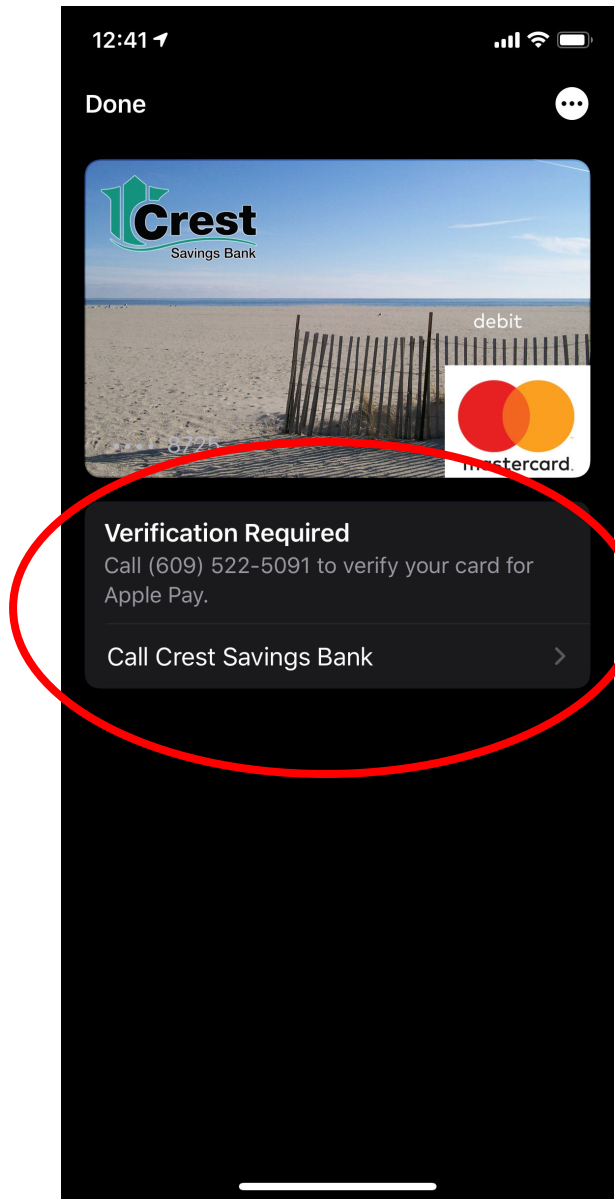
*CSB activation may be required, see page 6 for details.

SAMSUNG pay



1. Open the Samsung Pay app.
2. Tap “+” and select “Add credit or debit card”.
3. Snap a picture of your card, verify your info and read the terms – then you’re set*.

*CSB activation may be required, see page 6 for details.



PLEASE NOTE:

- Some customers may encounter a bank verification step.
- If the customer receives a message similar to the one shown here,
- Call Operations at 609-522-5091 to complete the final activation.

Look for the following symbol at participating retailers:



To find participating retailers utilize the following links:

Google Pay: <https://pay.google.com/about/where-to-use/>

Apple Pay: <https://www.apple.com/apple-pay/where-to-use/>

Samsung Pay:

https://images.samsung.com/is/content/samsung/p5/th/samsungpay/en/merchant_v2/merchant.pdf